



MAEER's MIT Pune's  
**VISHWASHANTI GURUKUL SCHOOLS**

Aurangabad | Barshi | Kothrud | LoniKalbhor | Pandharpur | Sangli | Solapur | Ulwe

**ANNUAL PLAN: 2024-25**

**GRADE: NURSERY**


**Name of the Prescribed Books: Cambridge Publication**

Sr. No.	Month	No of Working Days	Theme	Subject	Topics and Subtopics	Activities
1.	April	21	Myself /My Family / Summer season	ENGLISH	<b>Phonic sounds:</b> A, B, C <b>Letters:</b> 1) A, B, C and their related pictures. 2) <b>Literacy skill book:</b> pg no 2, 3, 4, 5, 6, 7, 8, 9, 10. 3) <b>Literacy Workbook:</b> pg no 3, 4, 5. <b>Patterns:</b> 1) Standing and sleeping line (Only Intro.) 2) <b>Literacy skill book:</b> pg no 83, 84, 85 3) <b>Literacy Workbook:</b> pg no 43, 44, 45, 46. <b>Rhymes:</b> 1) The right hand, left hand song (pg no 22 & 23) 2) I can see (pg no 24) 3) I have a little nose (pg no 25) 4) Ice cream-Ice-cream(pg no 15) 5) Johnny Johnny (pg no 2) <b>Object talk:</b> Book	<b>Scribbling with crayons:</b> 1) Left to right 2) Up and down 3) Within a border <b>Tracing Patterns:</b> 1) Sand/Rangoli 2) Clay for making different patterns <b>Flashcard:</b> 1) Patterns 2) Letters

				<p><b>EVS</b></p> <p><b>Myself:</b>  1) Different parts of the body  2) Uses of body parts  3) Emotions/How do I feel?  <b>Awareness skill book:</b> pg no 1, 2, 3, 4, 12, 13  <b>My family:</b>  <b>Awareness skill book:</b> pg no 14, 15  <b>Summer Season:</b>  Awareness skill book pg 58, 59.  <b>Art and Craft skill book:</b> pg no 7</p>	<p><b>Picture talk:</b>  1)Myself  2)My family  <b>Puppet making:</b>  1)Stick puppets of different emotions  <b>Activity:</b>  1)Palm printing  2)Palm pasting  3)Colouring-myself  4)Scrapbook- (Paste 5 pictures of Summer season)</p>
				<p><b>MATH</b></p> <p><b>Oral Counting:</b> 1 to 5  <b>Pre math concept:</b>  1) Big and small  <b>Numeracy skill book:</b> pg no 3  <b>Numeracy workbook:</b> pg no 4, 5.  <b>Shapes:</b>  1) Circle and its related objects.  <b>Numeracy skill book:</b> pg no 57 and 59</p>	<p><b>Sorting:</b>  1) Big and small objects.  2)Objects related to circle shape.  <b>Craft activity:</b> to paste flower petals out of circle shape.</p>
2.	June	23	My School/ My Home	<p><b>ENGLISH</b></p> <p><b>Phonic sounds: D, E, F</b>  1) D, E, F and their related pictures  2) <b>Literacy skill book:</b> pg no 11, 12, 13, 14, 15, 16, 17, 18, 19.  3) <b>Literacy Workbook:</b> pg no 6, 7, 8  <b>Patterns:</b>  Slanting Line:  1) <b>Literacy skill book:</b> pg no 86, 87  2) <b>Literacy Workbook:</b> pg no 47.  <b>Rhymes:</b>  1) Twinkle Twinkle (pg no 1)  2) Umbrella (pg no 6)  <b>Notebook-</b> Standing line, sleeping line, Slanting line (Left, Right)  <b>Object talk:-</b>Ball  <b>Story In Pictures:</b> Rani's First Day at School. (pg no 1)</p>	<p><b>Scribbling:</b>  Within a border  <b>Tracing Patterns:</b>  1) Sand/Rangoli  2) Clay for making different patterns  <b>Flashcard:</b>  1) Patterns  2) Letters</p>

				<p><b>EVS</b></p> <p><b>Awareness Skillbook:</b> Practice: pg no 5, 6, 7, 8, 9 Body Movements: pg no 10, 11 Art and Craft skill Book pg no 3, 4, 5, 24.</p> <p><b>My Home:</b> Awareness Skillbook: pg no 16, 17.</p> <p><b>My School:</b> Awareness Skillbook: pg no 18, 19, 20.</p>	<p><b>Scrapbook activity:</b> Paste 5 pictures in the scrapbook. (Things inside the house) <b>Picture Talk:</b> My School</p>
				<p><b>MATH</b></p> <p><b>Oral Counting:</b> 1 to 5 <b>Intro:</b> Same-same Numeracy workbook: pg no 2 Worksheet</p> <p><b>Introduction: Number 1</b></p> <ul style="list-style-type: none"> <li>• Numeracy skill book: pg no 8 and 9</li> <li>• Numeracy workbook : pg no 11</li> <li>• Art and craft skill book: pg no 3, 4, 5.</li> </ul> <p><b>Notebook:</b> Number 1</p>	<p><b>Flash cards:</b> Same objects /Things. Drawing related to the same-same. <b>Sorting:</b> Same- same <b>Worksheet</b></p>
3.	July	24	Rainy Season/Plants	<p><b>ENGLISH</b></p> <p><b>Phonic sounds:</b> G, H, I 1) G, H, I and their related pictures 2) <b>Literacy skill book:</b> pg no 20, 21, 22, 23, 24, 25, 26, 27, 28, 29 3) <b>Literacy Workbook:</b> pg no 9, 10, 11, 29</p> <p><b>Rhymes:</b> 1)Two little hands (pg no 26) 2)Rain ,Rain Go Away (pg.no.20)</p> <p><b>Pattern: Notebook-</b> Left Curve, Right Curve, Upward Curve, Downward Curve, Up- Down</p> <p><b>Literacy Skill book-</b> pg no 88, 89, 93. <b>Literacy Workbook-</b> pg no 48, 49, 50, 51 <b>Object talk:</b> Umbrella</p>	<p><b>Letter hunt:</b> As the letters are called out, children look to see if they have that letter, and if they do, put it in the basket. <b>Sorting:</b> Patterns <b>Identification:</b> 1) Phonic sounds to the letters. 2) Pictures of the letters.</p>

				<p><b>EVS</b></p> <p><b>Introduction:</b>  <b>1) Rainy season:</b>  <b>Awareness Skill Book:</b> pg no 60, 61  <b>Art and Craft skill Book:</b> pg no 8  <b>2) Plants:</b>  <b>Awareness Skill Book:</b> pg no 44, 45, 46  <b>Art and Craft skill Book:</b> pg no 21, 25, 11  <b>Colours:</b>  <b>Blue colour</b>  <b>Awareness Skill Book:</b> pg no 39, 40.</p>	<p><b>Activity:</b>  1) Rain to be shown with the help of a sieve.  2) Plant a sapling.  3) Visit to a school garden.  <b>Object talk:</b> Umbrella  <b>Colouring:</b>  1) Tree  2) Different flowers  3) Rainbow, umbrella, boat &amp; frog  <b>Origami craft:</b> Tulip flower  <b>Scrap book activity:</b>  1) Paste 3 flowers having few and many petals.</p>
			<p><b>MATH</b></p> <p><b>Oral counting:</b> 1 to 5  <b>Revision:</b> Big/small ;Same-same  <b>Introduction:</b>  1) Same and Different  2) Light and Heavy  <ul style="list-style-type: none"> <li>• Numeracy skill book: pg no 1, 2</li> <li>• Numeracy workbook: pg no 1, 2, 3.</li> </ul> <b>Number 2</b>  Numeracy skill book: pg no 10 and 11  Numeracy workbook: pg no 11  <b>Number 3</b>  Numeracy skill book: pg no 12 and 13  Numeracy workbook: pg no 12.  <b>Notebook:</b> Number 2 and 3</p>	<p><b>Sorting:</b> Big and small objects  <b>Activity:</b> Arranging different Light and heavy objects and asking students to hold them to understand the concept.  <b>Number Tracing Activity:</b>  Trace number 2 &amp; 3 in the Rangoli/Sand.</p>	



4.	August	23	Cleanliness/ Good Habits	ENGLISH	<p><b>Phonic sounds:</b> J, K, L</p> <p>1) J, K, L and their related pictures</p> <p>2) <b>Literacy skill book:</b> pg no 30, 31, 32, 33, 34, 35, 36, 37, 38, 90, 91, 92</p> <p>3) <b>Literacy Workbook:</b> pg no. 12, 13, 14.</p> <p><b>Rhymes:</b></p> <p>1) Bits of Paper (pg no 13)</p> <p>2) Clean Up song (pg no 16)</p> <p>3) Two Little Dicky Birds(pg no 7)</p> <p>4) Teddy Bear(pg no 12)</p> <p><b>Notebook:</b> Letters E, F , H, I</p> <p><b>Literacy Workbook:</b> pg no 54- Letters Ee, Ff pg no 55 letter Hh pg no 56 letter Ii</p> <p><b>Object talk:</b> Soft toy</p> <p><b>Story In Pictures:</b> The Red Raincoat (pg no 19)</p>	<p><b>Fun activity:</b> Teacher will write patterns on the floor and the child will place plastic flowers on the patterns.</p> <p><b>Fun with patterns:</b> Drawing with the help of patterns.</p> <p><b>Flashcard activity:</b> To identify the letter, say and do the action for the phonic sound of that letter.</p>
EVS					<p><b>Clean habits:</b> Awareness Skill Book- pg no 41</p> <p><b>Good habits:</b> Awareness Skill Book- pg no 42, 43</p> <p><b>Colours:</b> <b>Red colour-</b> Awareness Skill Book pg no 37, 38.</p>	<p><b>Good Oral hygiene game:</b> Good Hygiene Game for Kids. Maple Leaf Learning Playhouse. <a href="https://youtu.be/H4G0tVR3aMY">https://youtu.be/H4G0tVR3aMY</a></p> <p><b>Red Colour Day Activity:</b></p> 

				<p><b>MATH</b></p> <p><b>Shapes:</b>  1) Square and related objects.  <ul style="list-style-type: none"> <li>Numeracy skill book: pg no 58, 59.</li> <li>Numeracy workbook: pg no 46.</li> </ul> <b>Pre math concept:</b>  1) Tall/Short  <ul style="list-style-type: none"> <li>Numeracy skill book: pg no 4</li> <li>Numeracy workbook: pg no 6, 7</li> </ul> 2) Long/Short  <ul style="list-style-type: none"> <li>Numeracy skill book: pg no 5</li> <li>Numeracy workbook: pg no 8</li> </ul> <b>Number 4</b>  <ul style="list-style-type: none"> <li>Numeracy skill book: pg no 14 and 15</li> <li>Numeracy workbook: pg no 12</li> </ul> <b>Number 5</b>  <ul style="list-style-type: none"> <li>Numeracy skill book: pg no 16,17 and 18</li> <li>Numeracy workbook: pg no 13, 17</li> </ul> <b>Notebook :</b> Number 4 and 5.</p>	<p><b>Sorting:</b> Circle and square shape objects into the related shape box.  <b>Pre- number concept:</b>  Show different flashcards.  <b>Number Tracing Activity:</b>  Trace number 4 &amp; 5 in the Rangoli/Sand.</p>
5	September	21		<p><b>ENGLISH</b></p> <p><b>Revision</b>  1) Phonic sound A to L  2) Recognition of related pictures A to L  3) Patterns: Standing line, Sleeping line, Slanting line, Curved, Up-down  4) Rhymes: all rhymes till august  <b>Notebook-</b> Letters L, T  <b>Literacy Workbook:</b> pg no 57 (letter Ll)  pg no 61 (letter Tt)  <b>Picture talk-</b> Garden</p>	
				<p><b>EVS</b></p> <p><b>Revision:</b>  1) Myself  2) My Family  3) My Home  4) My School  5) Rainy Season  6) Blue Colour  7) Red Colour  8) Clean habits  9) Good habits</p>	

				<b>MATH</b>	<b>Revision</b> 1) <b>Oral counting:</b> 1 to 5 2) <b>Pre math concepts:</b> Big small, Same same, Same and different, Light and Heavy, Tall and short, Long and short 3) <b>Shapes:</b> Circle, Square and their related objects 4) <b>Number tracing:</b> 1 to 5 <b>Notebook</b> Revision of writing numbers 1 to 5 and counting objects.	
6	October	22	<b>Animals and Birds</b>	<b>ENGLISH</b>	<b>Phonic sounds: M, N, O ,P</b> 1) M, N, O,P and their related pictures 2) <b>Literacy skill book:</b> pg no 39, 40, 41, 42, 43, 44, 45, 46, 47, 48, 49, 50, 51 3) <b>Literacy Workbook:</b> pg no. 15, 16, 17, 18 <b>Rhymes:</b> 1) Hickory Dickory (pg no 4 , 5) 2) Baa Baa Black Sheep(pg no 8) 3) Hathibhai (pg no 21) 4) Peacock (pg no 28) <b>Notebook-</b> Letters A, K, M, N, V <b>Literacy Workbook:</b> pg no 52 (letter Aa) pg no 57 (letter Kk) pg no 58 (letters Mm,Nn) pg no 62 (Letter Vv) <b>Picture talk-</b> School. <b>Story In Pictures:</b> The Race (pg no 8)	<b>Play dough/clay letters:</b> By using play dough, the teacher will call out the letters and the child will construct the letter with the help of clay. <b>Walk along the letter:</b> Teacher will write letters on the floor and the child has to walk and say the letter. <b>Pattern making:</b> with the help of clay dough.

				<p><b>EVS</b></p> <p><b>Introduction:</b>  <b>Animals:</b>            1) Awareness Skill book- pg no 27, 28, 29.            Wild animals /Fun time:            Awareness Skill book- pg no 26.            2) Domestic Animals/Fun time:            Awareness Skill book- pg no 25.            3) Pet Animals/Water Animals:            Fun time/Talk time- pg no 30, 31, 32.  <b>Birds:</b>            Fun time- pg no 23, 24            Art and Craft skill Book- pg no 2, 23, 27.  <b>Insects:</b>            Fun time- pg no 21, 22.</p>	<p><b>Scrapbook activity:</b>            Stick 5 pictures each of domestic and wild animals and 5 pictures of birds.  <b>Origami-</b> Dog  <b>Cotton pasting:</b> Sheep  <b>Bud painting-</b> giving dots on the picture of leopard.  <b>Drawing:</b> animals with the help of shapes.</p>
			<p><b>MATH</b></p> <p><b>Pre math concept:</b>            1) More /less            2) Numeracy skill book: pg no 6            3) Numeracy workbook: pg no 9, 10  <b>Number 6:</b>            1) Numeracy skill book: pg no 20, 21            1) Numeracy workbook: pg no 13  <b>Number 7:</b>            1) Numeracy skill book: pg no 22, 23            2) Numeracy workbook: pg no 14  <b>Number 8:</b>            1) Numeracy skill book: pg no 24, 25            2) Numeracy workbook: pg no 14  <b>Notebook:</b> Number 6, 7 and 8.</p>	<p><b>Number concept:</b> placing clay balls for the numbers on the floor.</p>	



7	November	13	Flowers and Fruits	<b>ENGLISH</b> <b>Phonic sounds:</b> Q, R, S, T 1) Q,R,S,T and their related pictures 2) <b>Literacy skill book:</b> pg no 52, 53, 54, 55, 56, 57, 58, 59, 60, 61, 62, 63 3) <b>Literacy Workbook:</b> pg no 19, 20, 21, 22. <b>Rhymes:</b> 1)Roses are red (pg no 3) 2)Sing to me (pg no 9) 3)Popcorn, popcorn (pg no 17) 4)One, two, three, four, five (pg no 10,11) <b>Notebook:</b> Letters W, X, Y, Z <b>Literacy Workbook:</b> pg no 63 (letters W, X) pg no 64 (letters Yy, Zz) <b>Picture talk-</b> Birthday Party	<b>Learning letter with fine motor activity:</b> 
				<b>EVS</b> <b>Colours:</b> <b>Yellow colour</b> Awareness Skill Book pg no 33, 34. <b>Introduction:</b> <b>Flowers:</b> Awareness Skill book: pg no 47, 48 <b>Fruits:</b> 1) Awareness Skill book: pg no 49, 50 2) Art and Craft skill Book: pg no 1, 9, 12, 17, 18, 19.	<b>Draw Simple flowers</b> using different patterns. <b>Paper collage-</b> Fruit basket (paper collage according to the colour of the fruit) 

				<p><b>MATH</b></p> <p><b>Number 9</b> Numeracy skill book: pg no 26, 27 Numeracy workbook: pg no 15</p> <p><b>Number 0</b> Numeracy skill book: pg no 28, 29, 33 Numeracy workbook: pg no 16</p> <p><b>Number 10</b> Numeracy skill book: pg.no.30, 31, 32 Numeracy workbook: pg no 18, 19, 20, 21, 22</p> <p><b>Shapes:</b> 1) Triangle and related objects: <ul style="list-style-type: none"> <li>• Numeracy skill book: pg no 60, 62</li> <li>• Numeracy workbook: pg no 3</li> </ul> 2) Rectangle and related objects: <ul style="list-style-type: none"> <li>• Numeracy skill book: pg no 61, 62.</li> </ul> <b>Notebook:</b> Number 9 and 10.</p>	<p><b>Drawing-</b> pictures with the help of shapes <b>Sorting:</b> objects for shapes.</p>
8	December	21	Vegetables	<p><b>ENGLISH</b></p> <p><b>Phonic sounds:</b> U, V 1) U, V and their related pictures 2) <b>Literacy skill book:</b> pg no 64, 65, 66, 67, 68, 69. 3) <b>Literacy Workbook:</b> pg no 23, 24, 30, 31, 32. <b>Rhymes:</b> 1) To market, To market (pg no 19) 2) One, Two Buckle my shoe (pg no 27) <b>Notebook-</b> B, C, D, G, J <b>Literacy Workbook:</b> pg no 52 (letter Bb) pg no 53 (letters Cc, Dd) pg no 55 (letter Gg) pg no 56 (letter Jj) <b>Picture talk-</b> Beach <b>Story In Pictures:</b> Mango Tree(pg no 12)</p>	<p>Walk and say the letter. <b>Pattern making:</b> with the help of ice-cream sticks.</p>
				<p><b>EVS</b></p> <p><b>Colours:</b> <b>Green colour</b> Awareness Skill Book- pg no 35, 36 <b>Introduction: Vegetables:</b> Awareness Skill book: pg no 51, 52, 53, 54 <b>Winter Season:</b> Awareness Skill book: pg no 62, 63, 64 Art and Craft skill Book: pg no 6, 7, 10, 13</p>	<p><b>Sorting:</b> pictures into vegetables and fruits <b>Role play:</b> Green grocer selling vegetables and fruits. <b>Picture talk:</b> Vegetable market</p>

				<b>MATH</b> <b>Number 11</b> Numeracy skill book: pg no 43 <b>Number 12</b> Numeracy skill book: pg no 44 <b>Number 13</b> Numeracy skill book: pg no 45 Numeracy skill book: 1) Practice- pg no 34, 35, 36, 37 2) Talk time- pg no 38 Numeracy workbook: 1) Practice- pg no 23, 25, 27 2) Shapes- pg no 44, 45. <b>Notebook</b> <b>1)</b> (T O) Numbers 1 to 5 in Tens and Ones. <b>2)</b> Draw object for numbers 1 to 5	
9	January	23	Vehicles	<b>ENGLISH</b> <b>Phonic sounds: W, X, Y</b> 1) W, X, Y and their related pictures 2) <b>Literacy skill book:</b> pg no 70, 71, 72, 73, 74, 75, 76. 3) <b>Literacy Workbook:</b> pg no 25, 26, 27, 33, 34. <b>Rhymes:</b> 1) Traffic Lights (pg no 14) 2) Yankee doodle (pg no 18) <b>Notebook-</b> O, P, Q, R, S <b>Literacy Workbook:</b> pg no 59 (letters Oo, Pp) pg no 60 (letter Qq) pg no 61 (letter Ss) <b>Picture talk-</b> Zoo	<b>Identify letters:</b> by observing the action of phonic sound. <b>Drawing:</b> Fun with letters. <b>Floor activity:</b> jump in the circle of letters. <b>Matching:</b> Letter with pictures.
				<b>EVS</b> <b>Introduction: Vehicles</b> Awareness Skill Book: pg no 55, 57 Art and Craft skill Book: pg no 14, 15, 16	<b>Game:</b> to know the traffic signal and traffic rules. <b>Craft:</b> Simple paper boat <b>Scrap book activity:</b> Paste 2 vehicles for each mode of transport. <b>Visit to the school parking area:</b> To show different vehicles.

				<b>MATH</b> <b>Number 14</b> Numeracy skill book: pg no 46 <b>Number 15</b> Numeracy skill book: pg no 47 <b>Number 16</b> Numeracy skill book: pg no 48 <b>Number 17</b> Numeracy skill book: pg no 49 Numeracy skill book: 1) Practice- pg no 7, 39, 19, 40, 41, 42. Numeracy workbook 1) Practice- pg no 26, 28, 29, 30, 41, 42, 43 2) Shapes- pg no 47, 48 <b>Notebook:</b> <b>1)</b> (T O) Numbers 6 to 10 in Tens and Ones. <b>2)</b> Draw objects for numbers 6 to 10. <b>3)</b> Count and match the numbers with the same number of objects.	
10	February	22		<b>ENGLISH</b> <b>Phonic sounds: Z</b> 1) Z and their related pictures 2) <b>Literacy skill book:</b> pg no 77, 78, 79, 80, 81, 82, 94. 3) <b>Literacy Workbook:</b> pg no 28, 35, 36, 37, 38, 39, 40, 41, 42, 65. <b>Notebook- U</b> <b>Literacy Workbook:</b> 62 (Letter Uu) <b>Picture talk-</b> Market <b>Revision</b> <b>Story In Pictures:</b> Hats (pg no 27)	
				<b>EVS</b> <b>Revision:</b> Art and Craft skill Book: pg no 20, 22, 26, 28.	

				<b>MATH</b>	<p><b>Revision:</b></p> <p><b>Number 18-</b> Numeracy skill book: pg no 50.</p> <p><b>Number 19-</b> Numeracy skill book: pg no 51</p> <p><b>Number 20-</b> Numeracy skill book: pg no 52</p> <p><b>Numeracy skill book:</b></p> <p>1) Practice- pg no 53, 54, 56, 63</p> <p>2) Fun time- pg no 64</p> <p><b>Numeracy workbook:</b></p> <p>1) Practice- pg no 24, 31, 32, 33, 34, 35, 37, 38, 39, 40.</p> <p>2) Fun Time- pg no 49, 50</p> <p><b>Notebook:</b></p> <p>Revision of writing numbers 1 to 10.</p> <p>Revision of writing numbers 1 to 10 in Tens and ones (T O).</p>	
11	March	22		<b>ENGLISH</b>	<b>Term II Assessment</b>	
				<b>EVS</b>	<b>Term II Assessment</b>	
				<b>MATH</b>	<b>Term II Assessment</b>	